

措施評估

EVALUATION

控煙辦公室利用各種指標追蹤本港實施控煙政策的進度：

- 以意見調查量度公眾對政策的支持度，並評估實施新政策前後公眾對二手煙情況的觀感；
- 進行遵行調查以了解公眾場所依法實施禁煙的情況；
- 監察戒煙服務的使用情況，留意各類控煙措施對戒煙的影響；
- 透過定期人口調查收集吸煙數據，監察吸煙的趨勢；及
- 利用經濟指標評估實施禁煙後對飲食業界出現的改變。

Various indicators were used to track progress of tobacco control strategies in Hong Kong.

- Opinion survey to gauge the level of public support to policies and assess perceived exposure to environmental tobacco smoke before and after introduction of new policies;
- Compliance survey to determine the level of compliance towards no smoking regulations in public places;
- Surveillance of smoking cessation services utilization to monitor the impact of tobacco control measures on quitting behaviours;
- Prevalence data to monitor the trend in tobacco use through periodic population surveys; and
- Economic indicators to assess changes in the catering sector after the introduction of smoking ban.



意見調查

OPINION SURVEY

市民強烈要求無煙環境

早於 2001 年，社會已要求政府對煙草產品的使用及宣傳實施更嚴謹的控制，包括在室內工作間及食肆實施禁煙。政府亦展開諮詢及進行意見調查，以收集公眾對建議修訂的意見。調查發現社區組織、醫護人員、支持控煙團體及大部分市民均支持在室內工作間及公眾場所(包括食肆)實施禁煙。

STRONG DEMAND FOR SMOKE-FREE ENVIRONMENT

As early as 2001, there were calls in the community for more stringent control over the use and promotion of tobacco products including implementing a smoking ban in indoor workplaces and restaurants. The Government launched a consultation exercise, as well as opinion surveys, to gather opinions from the public on the purposed amendments. The findings revealed that community organizations, healthcare professionals, tobacco control advocates and vast majority of public supported smoking ban in indoor workplaces and public places, including restaurants.

支持擴大禁煙區 SUPPORT FOR EXTENSION OF SMOKING BAN

政府於 2007 年修訂條例前後，以電話抽樣訪問 1,000 名年齡介乎 15 至 69 歲的香港居民。結果顯示大部分受訪者支持在室內工作間、食肆、卡拉 OK 及公園實施禁煙(表 4.1)。

A series of telephone surveys were conducted before and after the major Ordinance amendment in 2007. 1,000 randomly selected Hong Kong residents aged 15 to 69 were interviewed. The results showed that the great majority supported banning smoking in indoor workplaces, restaurants, karaokes and parks (Table 4.1).



表 4.1 支持擴大禁煙範圍的受訪者百分比(%) (按場地劃分)

Table 4.1 Percentage (%) of respondents supporting the extension of smoking ban by venue

	2006 11月至12月 Nov - Dec	2007 禁煙後3個月 Smoking banned 3 months	2007 禁煙後9個月 Smoking banned 9 months	2008 禁煙後 12 個月 Smoking banned 12 months
室內工作間 Indoor Workplaces	94.8	94.8	93.9	95.7
食肆室內範圍 Indoor areas of Restaurants	91.7	91.7	91.8	95.5
卡拉OK室內範圍 Indoor areas of Karaokes	73.7	78.2	76.4	75.0
公眾遊樂場地 (如公園) Public pleasure grounds (e.g. Parks)	80.0	88.8	85.8	88.3

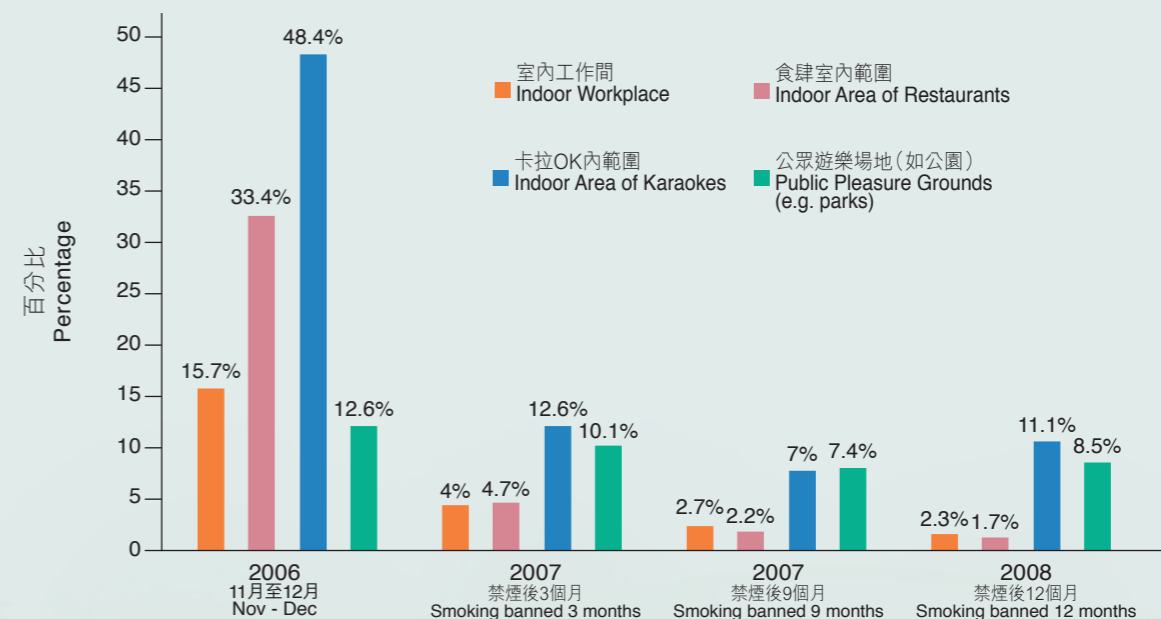
實施禁煙後接觸二手煙的情況減少 DECREASE IN SECONDHAND SMOKE EXPOSURE AFTER SMOKING BAN

調查亦發現擴大禁煙範圍後，市民認為在室內工作間、食肆、卡拉OK及公園接觸二手煙的情況大幅減少(圖4.2)。

It was also noted that the percentage of people perceiving severe level of secondhand smoke exposure in indoor workplaces, restaurants, karaokes and parks declined significantly after the extension of smoking ban to these places (Figure 4.2).



圖4.2 表示二手煙情況嚴重的受訪者百分比(%) (按場地劃分)
Figure 4.2 Percentage (%) of respondents reporting severe exposure of secondhand smoke by venue



支持在公共運輸設施及娛樂場所實施禁煙

SUPPORT FOR SMOKE-FREE PUBLIC TRANSPORT FACILITIES AND HOSPITALITY ESTABLISHMENTS

政府於2009年將禁煙範圍擴大至公共運輸設施(如巴士總站)及六種娛樂場所(酒吧、夜總會、會所、按摩院、商營浴室及麻將天九娛樂處所)，其後另一輪意見調查，抽樣訪問了1,797名15歲及以下的香港居民。

大部分受訪者歡迎將公共運輸設施及娛樂場所列為禁煙區(表4.3)。在實施禁煙後曾到訪有關場所的受訪者當中，分別有76.1%及70.8%的人士表示在娛樂場所及公共運輸設施接觸二手煙的情況明顯減少(表4.4)。

Another round of opinion survey was conducted in early 2010 after the smoking ban had been further extended to public transport facilities (PTFs) such as bus termini and 6 types of hospitality establishments (bars, nightclubs, clubs, massage establishments, bathhouses, and mahjong-tin kau premises) in 2009. A total of 1,797 randomly selected Hong Kong residents aged 15 and above were interviewed.

The vast majority welcomed the smoking ban in PTFs and hospitality establishments (Table 4.3). Among those who had visited these venues after the ban, 76.1% and 70.8% of them reported a reduction in secondhand smoke exposure in hospitality establishments and PTFs respectively (Table 4.4).

表 4.3 支持娛樂場所及公共運輸設施禁煙的受訪者百分比(%)
Table 4.3 Percentage (%) of respondents who supported the smoking ban in hospitality establishments and PTFs

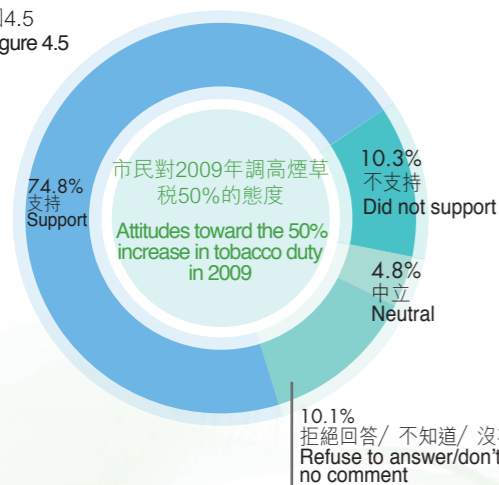
	娛樂場所 Hospitality Establishments	公共運輸設施 PTFs
支持 Support	81.0	94.9
反對 Did not support	10.4	2.6
中立 Neutral	4.1	1.1
拒絕回應/ 不知道/ 無意見 Refuse to answer/ don't know/ no comment	4.7	1.5

表 4.4 受訪者在娛樂場所及公共運輸設施禁煙後接觸二手煙的情況(%)

Table 4.4 Perceived secondhand smoke exposure in hospitality establishments and PTFs after the smoking ban (%)

	娛樂場所 Hospitality Establishments	公共運輸設施 PTFs
較少二手煙 Less secondhand smoke	76.1	70.8
沒有變化 No change	19.5	24.8
較多二手煙 More secondhand smoke	2	2.6
拒絕回應/ 不知道/ 無意見 Refuse to answer/ don't know/ no comment	2.4	1.8

圖4.5
Figure 4.5



市民支持增加煙草稅

PUBLIC SUPPORT TOWARDS TOBACCO TAX INCREASE

2010年進行的調查亦同時評估公眾對2009年2月調高煙草稅50%的支持度，發現近四分之三的受訪者也支持增加煙草稅(圖4.5)。

The same survey conducted in 2010 assessed the level of public support towards the 50% increase in tobacco tax in February 2009. It was noted that nearly 3 quarters of respondents supported the increase (Figure 4.5).

遵行調查

COMPLIANCE SURVEY

普遍遵守禁煙令

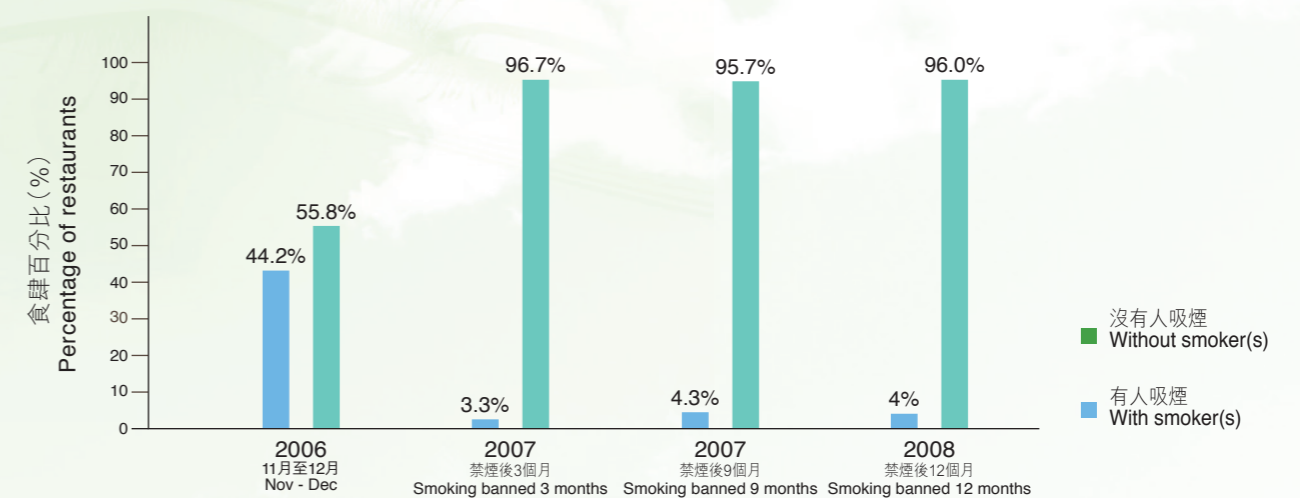
我們隨機抽查全港超過300間食肆，以暗中實地視察的方式評估食肆遵守禁煙條例的情況，發現96%的室內食肆均遵守禁煙條例(圖4.6)。

HIGH COMPLIANCE TO SMOKING BAN

Over 300 restaurants were randomly selected from all restaurants in Hong Kong. All sampled restaurants were visited and their compliance to smoking ban was assessed by covert on-site observation. The compliance was promising, reaching 96% following the implementation of smoking ban in indoor restaurants (Figure 4.6).

圖4.6 食肆室內範圍的吸煙情況

Figure 4.6 Presence of smoker(s) within the indoor areas of restaurants



結果亦顯示越來越多食肆採取措施落實禁煙規定，包括張貼禁煙標誌及不提供煙灰缸(表4.7)。

The findings also revealed that more restaurants had taken steps to implement smoking ban including posting of no smoking signs and not providing ashtrays (Table 4.7).

表4.7 張貼禁煙標誌及不提供煙灰缸的食肆百分比(%)

Table 4.7 Percentage (%) of restaurants with no smoking signs posted and no ashtrays provided

	2006 11月至12月 Nov - Dec	2007 禁煙後3個月 Smoking banned 3 months	2007 禁煙後9個月 Smoking banned 9 months	2008 禁煙後12個月 Smoking banned 12 months
張貼禁煙標誌 Posting of No Smoking Signs	15.8	57.8	61.7	60.7
不提供煙灰缸 Not Providing Ashtrays	43.9	97.4	95.0	95.7



戒煙服務的使用情況 UTILIZATION OF SMOKING CESSATION SERVICES



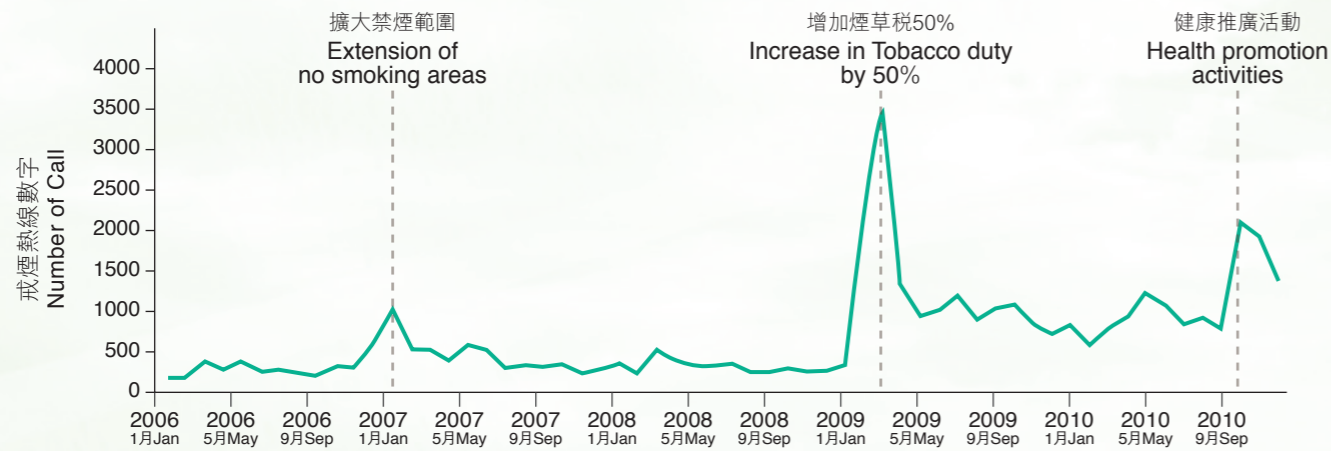
戒煙服務需求殷切 ESCALATION IN DEMAND FOR SMOKING CESSATION SERVICES

吸煙人士對戒煙服務的需求及使用情況，反映了控煙政策的成效。事實證明 2009 年調高煙草稅成為吸煙人士戒煙的一大誘因，致電衛生署綜合戒煙熱線 (1833 183) 尋求戒煙服務的人數大幅增加 (圖 4.8)。2007 年擴大禁煙範圍及推行戒煙健康推廣活動後，亦出現類似趨勢。

The demand for and utilization of smoking cessation services reflects the effectiveness of tobacco control policies. The increase in tobacco duty in 2009 was proven to be a strong incentive for smokers to quit, as reflected by the surge in number of calls handled by the Department of Health's integrated smoking cessation hotline (1833 183) (Figure 4.8). A similar upward trend was observed when smoking ban was extended in 2007 and health promotion activities on smoking cessation were launched.



圖 4.8 2006 年至 2010 年戒煙熱線每月統計數字
Figure 4.8 Monthly statistics of smoking cessation hotline 2006 - 2010



吸煙率 SMOKING PREVALENCE

吸煙人數持續下降

根據政府統計處 2010 年《主題性住戶統計調查》，香港共有 709,800 名現時吸煙人士，佔 15 歲及以上人口的 12.0%，其中 657,000 名為習慣每日吸煙人士。吸煙人口比例從 1982 年的 23.3% 下降至 2010 年的 11.1% (圖 4.9)。習慣每日吸煙的男性比女性多 (男性：19.9%；女性：3.0%)，此情況在亞洲常見。年青人吸煙率於過去十年亦有所減少，習慣每日吸煙的青少年 (15 至 19 歲) 由 2000 年的 4.5% 下降至 2010 年的 2.5%。

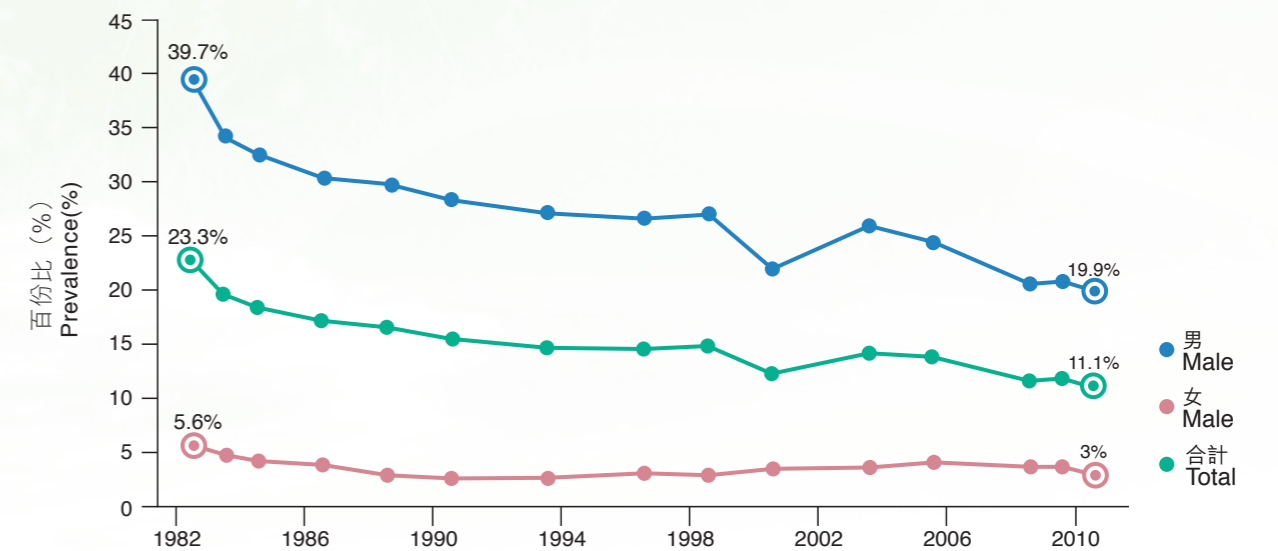


STEADY DECLINE IN SMOKING PREVALENCE

According to the Thematic Household Survey 2010 conducted by the Government's Census and Statistics Department, there were 709,800 current smokers which accounted for 12.0% of all persons aged 15 and over in Hong Kong. Of these current smokers, 657,000 persons smoked cigarette daily. The percentage of daily smokers decreased steadily from 23.3% in 1982 to 11.1% in 2010 (Figure 4.9). The daily cigarette smoking rate for male was much higher than that of female (male: 19.9%; female: 3.0%) which was not uncommon in Asian populations. The prevalence of young smokers also decreased over the past decade. The prevalence of daily smoking teenagers (persons aged 15-19) fell from 4.5% in 2000 to 2.5% in 2010.



圖 4.9 1982 年至 2010 年習慣每日吸煙人士百分比 (%) (按性別劃分)
Figure 4.9 Prevalence (%) of daily cigarette smokers by gender from 1982 - 2010



經濟影響 ECONOMIC IMPACT

食肆禁煙有利營商

政府統計處一直收集與飲食業相關的經濟數據，並在每季監察消費者於食肆的消費。

全港食肆總收益由從 2005 年的 565 億港元上升至 2010 年的 840 億港元。在食肆實施禁煙後，四年以來的經濟指標亦未見向下（圖 4.10）。

惟上述結果只反映飲食業的整體情況，不適用於個別食肆。個別食肆的情況會受規模、客戶類型、地點及/或經營模式等因素影響。

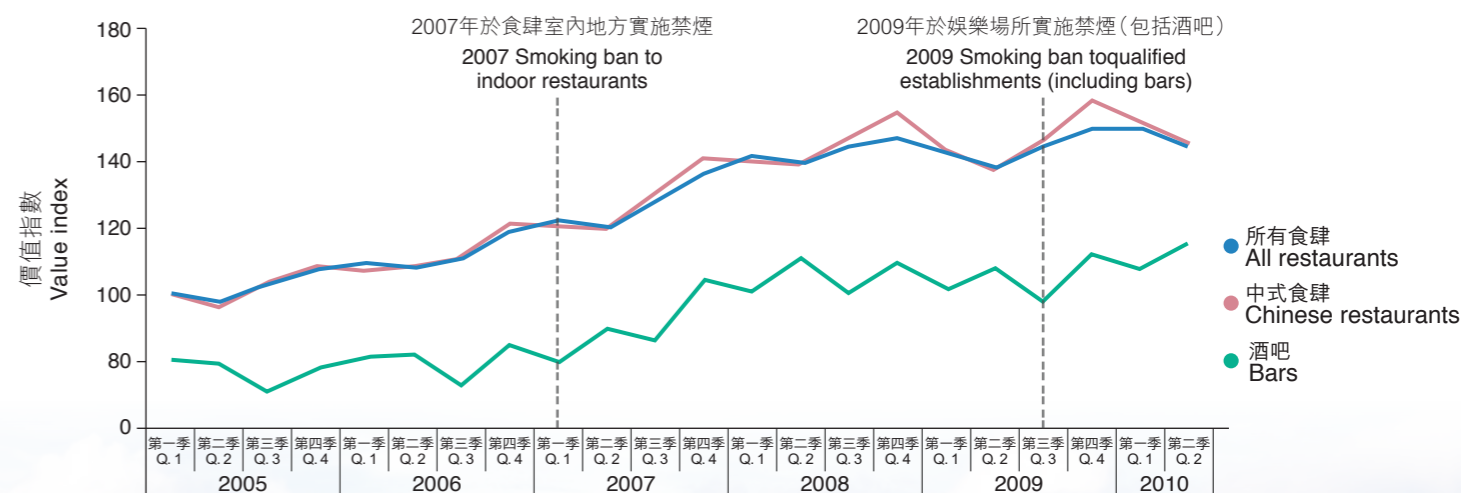
CATERING BUSINESS NOT ADVERSELY AFFECTED BY TOBACCO CONTROL MEASURES

The Census and Statistics Department has been keeping track of economic data related to the catering industry. Consumer expenditure in food premises were monitored on a quarterly basis.

The value of total restaurant receipts climbed up from HKD56.5 billion in 2005 to HKD84.0 billion in 2010. Decline in economic indicators have not been observed in the 4 years following the implementation of smoking ban in restaurants (Figure 4.10).

It should be noted that these findings provided an overall picture of the catering business and should not be applied to individual food premises which vary in size, customer profile, location and/or business model.

圖 4.10 2005 年首季至 2010 年第二季食肆收入價值指數（按食肆類型劃分）
Figure 4.10 Value index of restaurant receipts by type of restaurant from first quarter 2005 to second quarter 2010



攜手共創無煙香港

MOVING TOWARDS SMOKE - FREE HONG KONG



香港特別行政區衛生署控煙辦公室編製 2011年

PUBLISHED BY TOBACCO CONTROL OFFICE, DEPARTMENT OF HEALTH,
HONG KONG SPECIAL ADMINISTRATIVE REGION, 2011